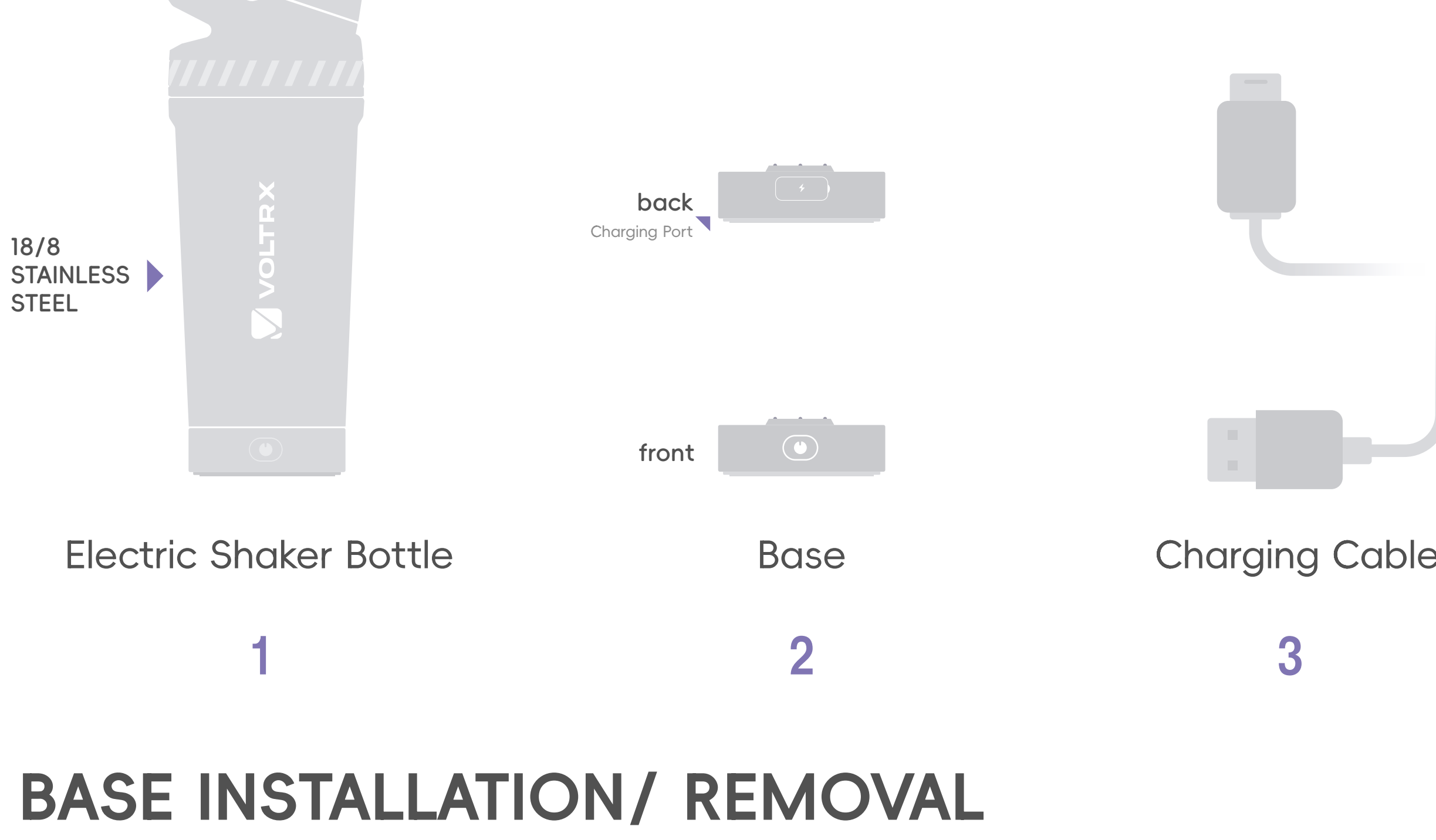
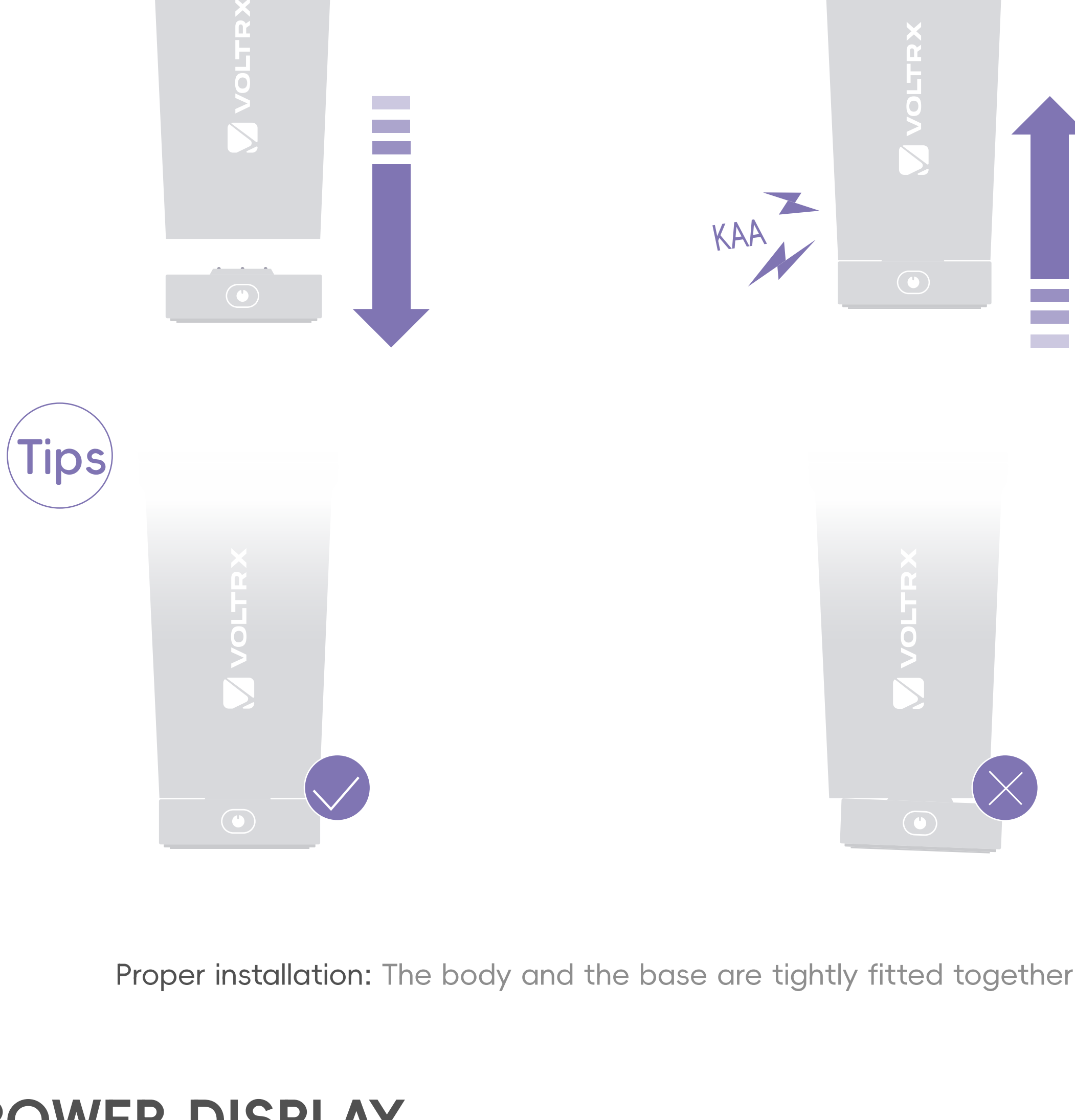


● IN THE BOX




● BASE INSTALLATION/ REMOVAL




Proper installation: The body and the base are tightly fitted together.

● POWER DISPLAY



● BUTTON OPERATIONS



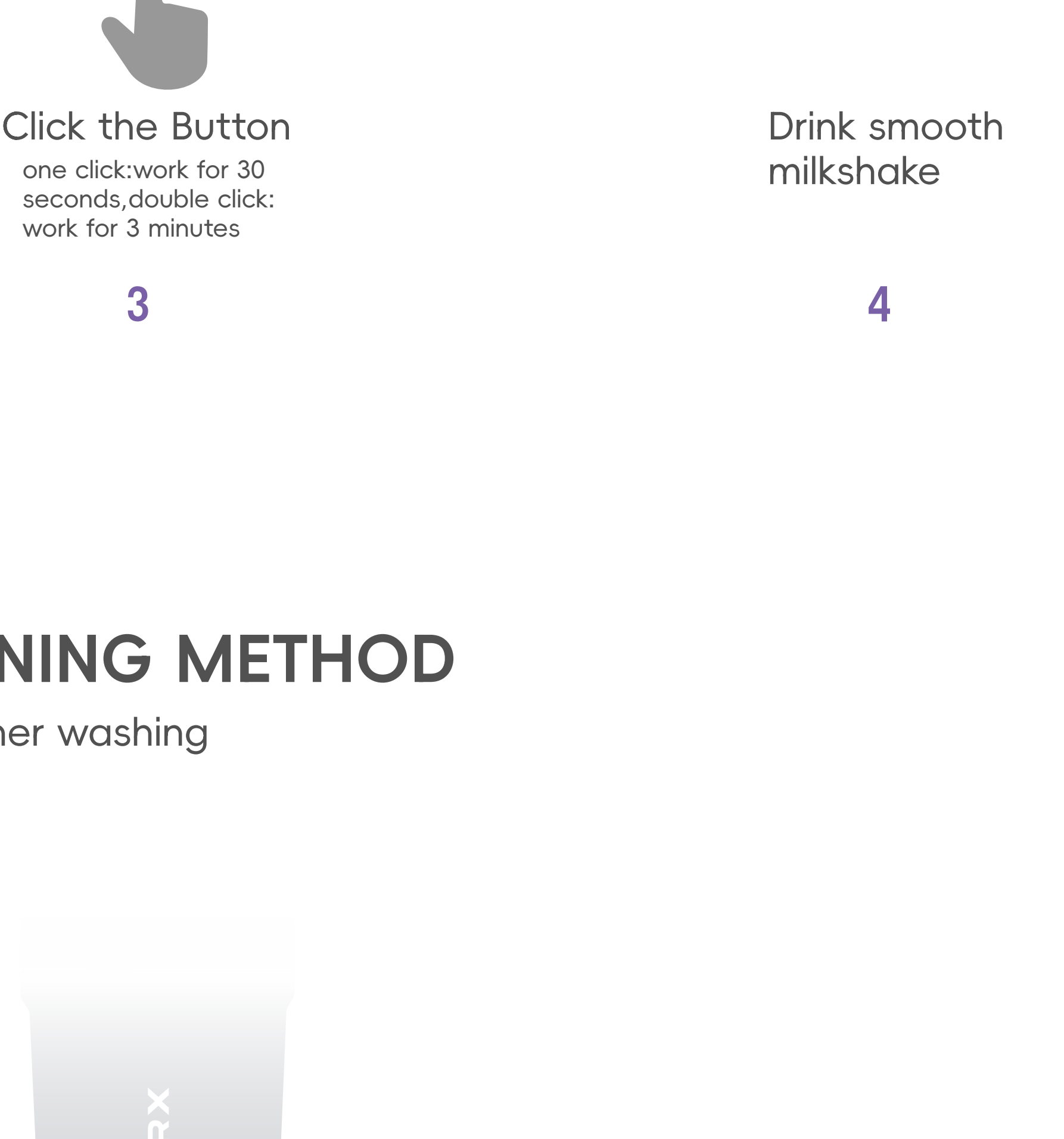
- CLICK**
30 sec mixing
- DOUBLE CLICK**
3 min mixing
- CLICK DURING MIXING**
stop
- LONG PRESS FOR 5 SEC**
display battery level

● USE STEPS



● CLEANING METHOD

Dishwasher washing



● CLEANING METHOD



● TROUBLESHOOTING

- Unable to start mixing, one LED flashes for 3 times.
- No battery, please charge.

- Mixing power is weak or mixing stops suddenly, and all LEDs flash for 3 times.
- Low battery.
- Excessive protein powder.
- Improper base installation.

- The base and bottle cannot be assembled.
- Foreign matter in the notch.
- Incorrect notch position.

● IMPORTANT NOTES

Usage Safety

1.To avoid damage and injury,please never pour water above 160 degrees Fahrenheit into the bottle.Too high temperature will cause pressure accumulation during operation, and may break the sealing, to gush from the top.

2.Please never heat the bottle in high temperature environment such as microwave oven and sterilization cabinet.Please never freaze this product.

3.Do not add dry ice, carbonated beverage and other liquids there are prone to generate high pressure. Do not add strong acid or alkali so as to prevent inner wall of container from corrosion.

4.Do not store dairy product or baby food in bottle for a long time.

5.Do not entirely soak the base in liquid for a long time to avoid failures.

Battery and Charging

1.Battery life mainly depends on your usage frequency. The statement of charge once for 1 month is calculated based on using 3 times a week under 30 sec mixing mode.Battery performance will gradually decline with the time of use.

2.When charging, LED indicator light will flash at current battery level, and all indicator lights are off after full charging.

3.At the end if mixing,if LED indicator lights turn off one after another, and the last LED light flashes quickly for 3 times ,it means the battery should be charged.

